

Selected Energy Data



Town of Woodford - Energy Burden: 9% (Moderate)

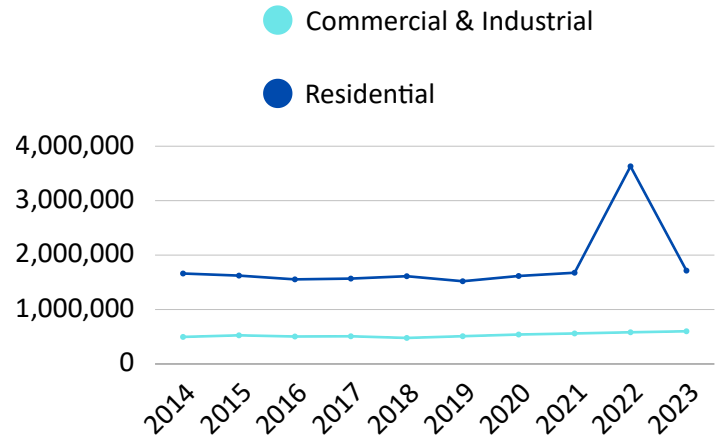
Population: 355

Median Household Income: \$56,875

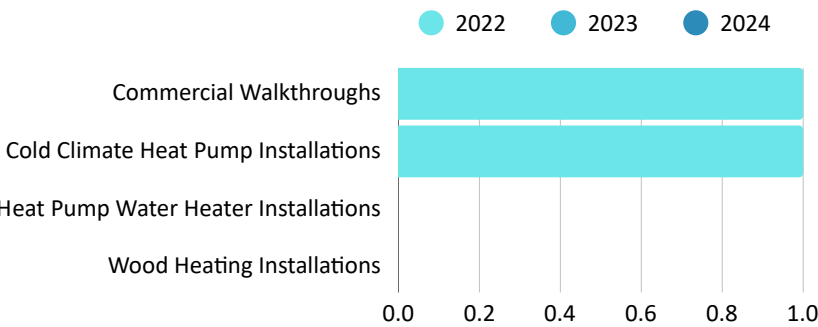
Annual Energy Use, Energy Savings & Efficiency Measures

In 2023, Woodford residences used 1.7 million KWH of electricity. The average Woodford residence used 5,392 KWH in 2023, far less than the county average. In 2023, energy efficiency measures saved Woodford \$2,454 and 11,790 lbs. CO2 equivalent emissions. Woodford implemented 9 energy efficiency measures in 2023, and has fewer EV registrations per residence than the county.

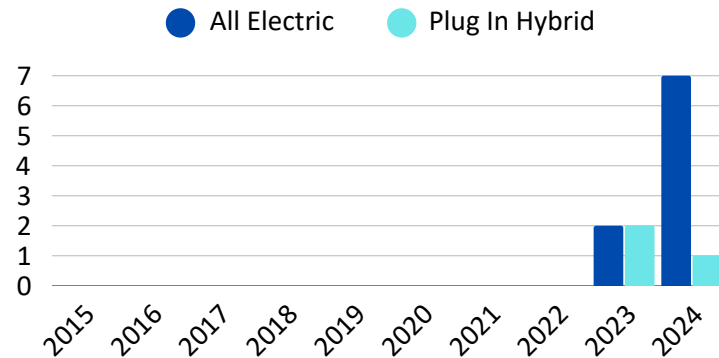
Annual Energy Use (KWH)



Count of Commercial and Industrial Projects



Count of Electric Vehicle Registrations



Count of Residential Energy Efficiency Measures

Project Type	ENERGY STAR Home Performance Projects	Other Weatherization Projects	Residential New Construction Projects	Home Energy Visits	Heat Pump Hot Water Installations	Cold Climate Heat Pump Installations	Wood Heating Installations
2020	0	0	0	0	1	7	1
2021	2	0	0	0	0	9	2
2022	1	0	0	0	5	7	0
2023	2	0	0	0	1	3	1
2024	0	1	0	1	4	7	0