

# Selected Energy Data

Town of Sandgate - Energy Burden: 11.3% (Moderate)

Population: 387

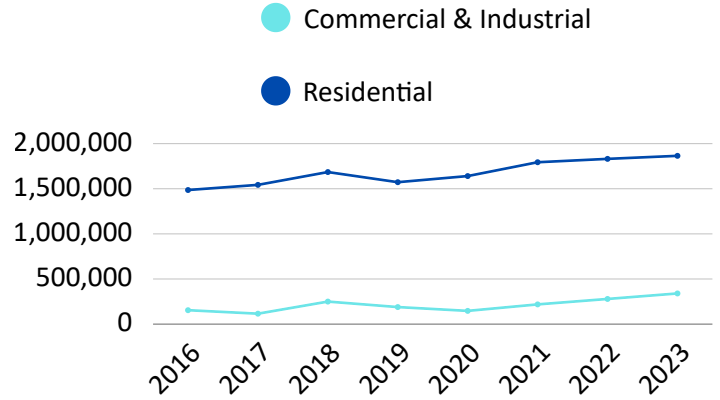
Median Household Income: \$67,656



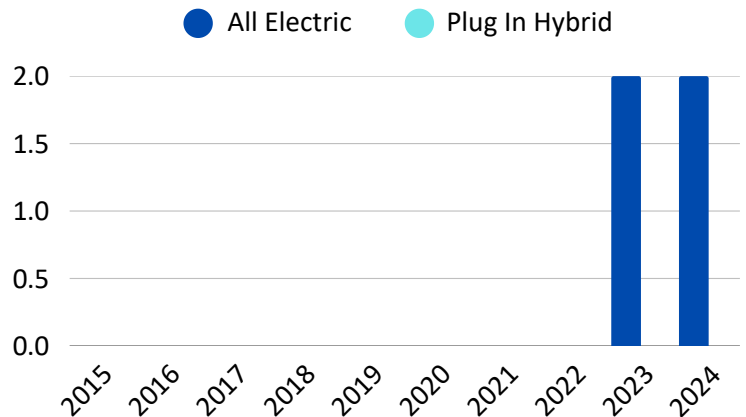
## Annual Energy Use, Energy Savings & Efficiency Measures

Sandgate's residential energy use is much higher than the town's commercial and industrial energy use. The average Sandgate residence used 6,590 KWH of electricity in 2023, substantially lower than the county's average residential energy demand. In 2023, energy efficiency measures saved Sandgate \$7,555 and 36,840 lbs. CO2 equivalent emissions. Sandgate has adopted more energy efficiency measures per residence than the county as a whole, yet fewer EV registrations.

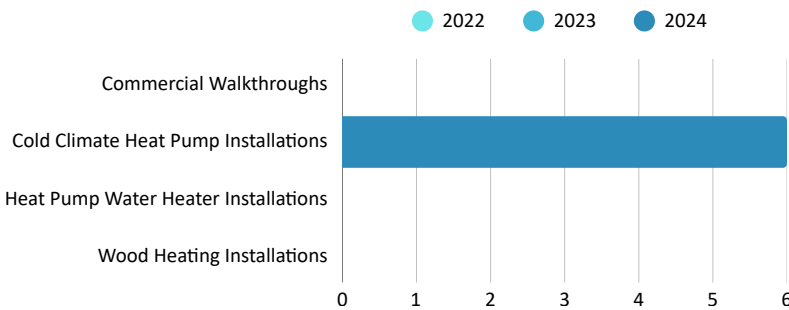
### Annual Energy Use (KWH)



### Count of Electric Vehicle Registrations



### Count of Commercial and Industrial Projects



### Count of Residential Energy Efficiency Measures

Project Type	ENERGY STAR Home Performance Projects	Other Weatherization Projects	Residential New Construction Projects	Home Energy Visits	Heat Pump Hot Water Installations	Cold Climate Heat Pump Installations	Wood Heating Installations
2020	1	0	0	0	5	13	2
2021	1	1	0	1	1	6	2
2022	0	2	0	2	2	10	1
2023	0	2	0	0	4	17	0
2024	1	1	0	0	3	15	3