

Selected Energy Data



Town of Arlington - Energy Burden: 8.3% (Low)

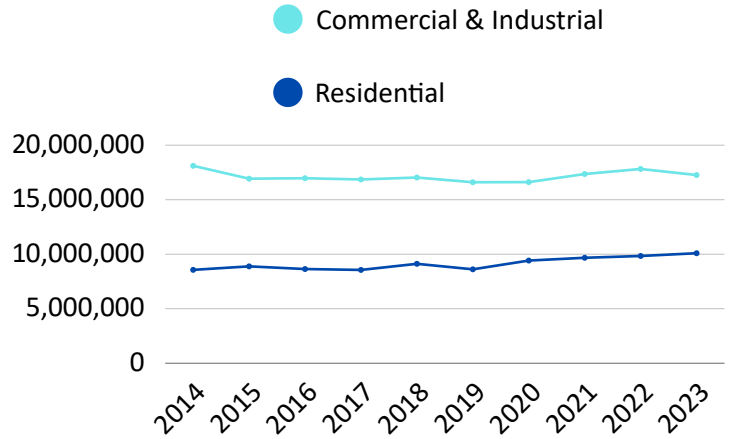
Population: 2,457

Median Household Income: \$82,448

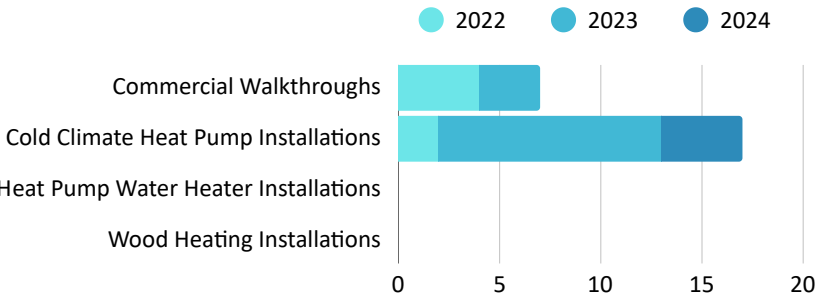
Annual Energy Use, Energy Savings & Efficiency Measures

Commercial electricity demand in Arlington is relatively large, nearly twice the residential demand. In 2023, energy efficiency measures saved Arlington \$54,728 and 252,929 lbs. CO2 equivalent emissions. As of 2023, Arlington's average residential usage was the same as the county average, and Arlington's proportion of energy efficiency projects per resident is higher than that of Bennington county.

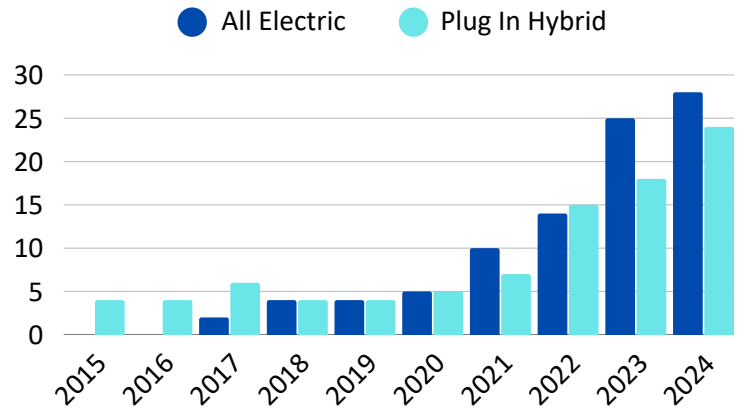
Annual Energy Use (KWH)



Count of Commercial and Industrial Projects



Count of Electric Vehicle Registrations



Count of Residential Energy Efficiency Measures

Project Type	ENERGY STAR Home Performance Projects	Other Weatherization Projects	Residential New Construction Projects	Home Energy Visits	Heat Pump Hot Water Installations	Cold Climate Heat Pump Installations	Wood Heating Installations
2020	5	2	0	0	16	44	4
2021	4	5	0	1	9	56	5
2022	4	4	1	4	15	70	3
2023	8	3	0	2	6	47	3
2024	3	4	0	2	10	42	3